



## ISO IN FIGURES 2023

### Members

- 169** national standards bodies, comprising
- 127** member bodies,
- 38** correspondent members,
- 4** subscriber members.

### Technical committee structure

- 3 954** technical bodies, comprising
- 268** technical committees,
- 498** subcommittees,
- 2 506** working groups (WG and JWG)
- 631** sub-groups and ad hoc study groups

In addition, **51** entities including policy development committees and external standards development organizations (i.e. CASCO, COPOLCO, ISO/TMBG, CIE, IULTCS, IIW) complete the technical committee structure.

### Staff

#### *Technical secretariats*

**37** member bodies provide the administrative and technical services for the secretariats of committees of the ISO technical programme.

#### *Central Secretariat in Geneva*

- 187** full-time staff from
- 28** countries coordinate the worldwide activities of ISO

### Development of International Standards

#### *Total as of end December 2023*

**25 111** International Standards and standards-type documents.  
These standards represented a total output of **1 226 865** pages in English and French (*terminology is also often provided in other languages*).

#### *In 2023*

**1 465** International Standards and standards-type documents published.  
This output represented a total of **77 941** pages.

## Work in progress

**1 879** new projects (work items) registered.

**4 104** work items appeared on the programmes of work of the technical committees.

The breakdown was as follows:

**1 289** work items at preparatory stage,

**1 101** committee drafts,

**1 714** Draft International Standards (DIS) and Final Draft International Standards (FDIS).

## Meetings

**43** technical meetings were in progress, on average, each working day of the year somewhere in the world.

**7 879** technical meetings, comprising

**240** meetings of technical committees (*181 are virtual or hybrid meetings*),

**485** meetings of subcommittees (*355 are virtual or hybrid meetings*),

**7 154** meetings of working groups or ad hoc groups (*6 494\* are virtual or hybrid meetings*).

*[\*] 89% of meetings were held in virtual or hybrid mode.*

## Liaisons

**868** international organizations were in liaison with ISO technical committees and subcommittees. (*Liaisons Category A or B*)

## Electronic access to technical information

Complete information on ISO's standardization activities is available from ISO Online, accessible on the Web at the following address: [www.iso.org](http://www.iso.org).

## Portfolio of published ISO deliverables and work programme by technical sector at the end of 2023

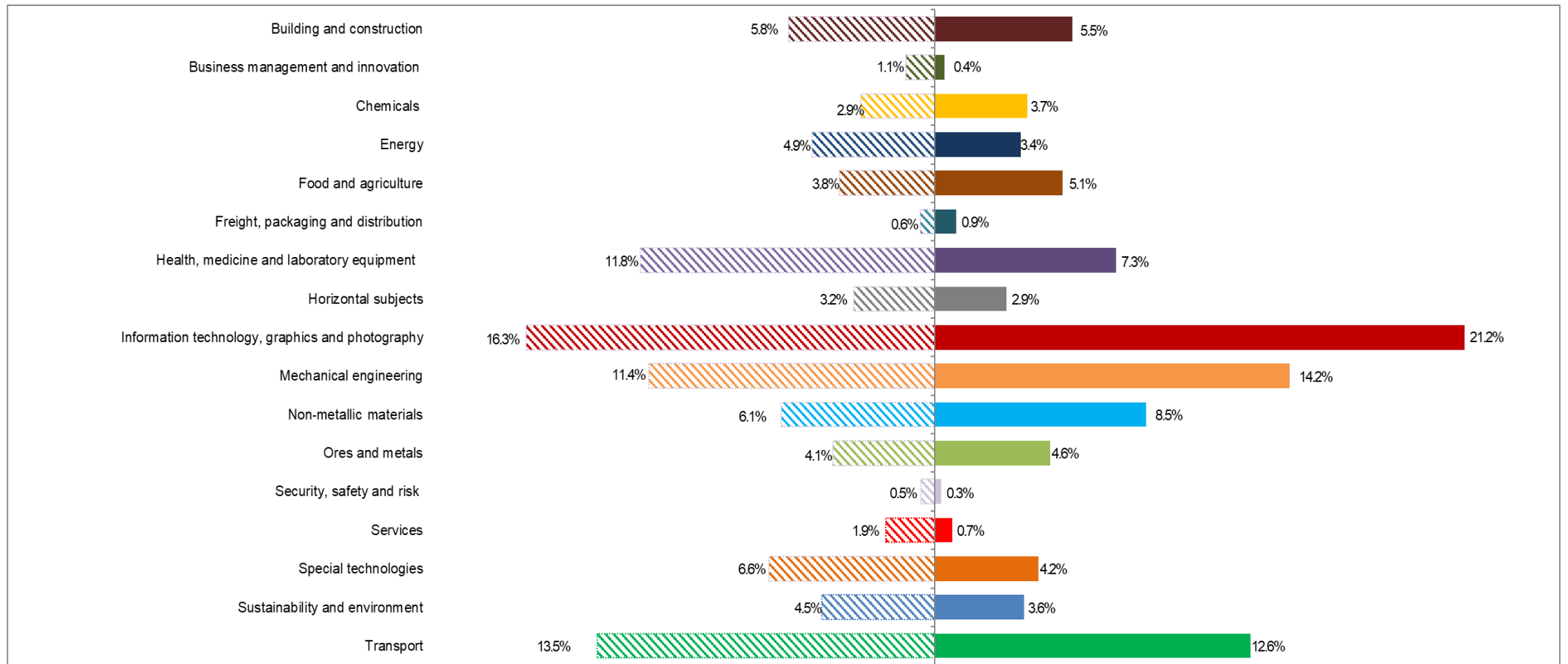
### Breakdown by technical sectors

Technical Sectors <sup>1</sup>	New registered in 2023	%	Total active work items	%	New published ISO deliverables <sup>2</sup>	%	Number of pages	Total published ISO deliverables	%	Total number of pages
Building and construction	104	5.5%	240	5.8%	84	5.7%	3 454	1 386	5.5%	63 088
Business management and innovation	20	1.1%	47	1.1%	11	0.8%	475	101	0.4%	5 867
Chemicals	57	3.0%	121	2.9%	40	2.7%	1 060	933	3.7%	23 533
Energy	95	5.1%	201	4.9%	59	4.0%	2 832	863	3.4%	37 994
Food and agriculture	75	4.0%	156	3.8%	47	3.2%	1 484	1 285	5.1%	38 085
Freight, packaging and distribution	11	0.6%	24	0.6%	3	0.2%	70	219	0.9%	6 115
Health, medicine and laboratory equipment	193	10.3%	483	11.8%	136	9.3%	7 728	1 822	7.3%	105 893
Horizontal subjects	48	2.6%	133	3.2%	31	2.1%	1 456	719	2.9%	36 489
Information technology, graphics and photography	360	19.2%	671	16.3%	306	20.9%	26 236	5 320	21.2%	403 133
Mechanical engineering	212	11.3%	469	11.4%	144	9.8%	9 652	3 568	14.2%	168 331
Non-metallic materials	137	7.3%	252	6.1%	129	8.8%	4 064	2 125	8.5%	58 708
Ores and metals	83	4.4%	167	4.1%	60	4.1%	1 900	1 158	4.6%	33 639
Security, safety and risk	9	0.5%	22	0.5%	11	0.8%	644	68	0.3%	4 068
Services	28	1.5%	80	1.9%	24	1.6%	990	174	0.7%	7 954
Special technologies	105	5.6%	272	6.6%	90	6.1%	3 858	1 045	4.2%	44 700
Sustainability and environment	73	3.9%	185	4.5%	56	3.8%	2 836	901	3.6%	47 810
Transport	253	13.5%	554	13.5%	222	15.2%	8 702	3 172	12.6%	130 557
Not assigned <sup>3</sup>	16	0.9%	27	0.7%	12	0.8%	500	252	1.0%	10 901
<b>Grand Total</b>	<b>1 879</b>		<b>4 104</b>		<b>1 465</b>		<b>77 941</b>	<b>25 111</b>		<b>1 226 865</b>

<sup>1</sup> Based on the technical sectors established by the TMB (17 sectors)

<sup>2</sup> International Standards and all others document-type (like Technical Report, Technical Specifications, Publicly Available Specification, etc.)

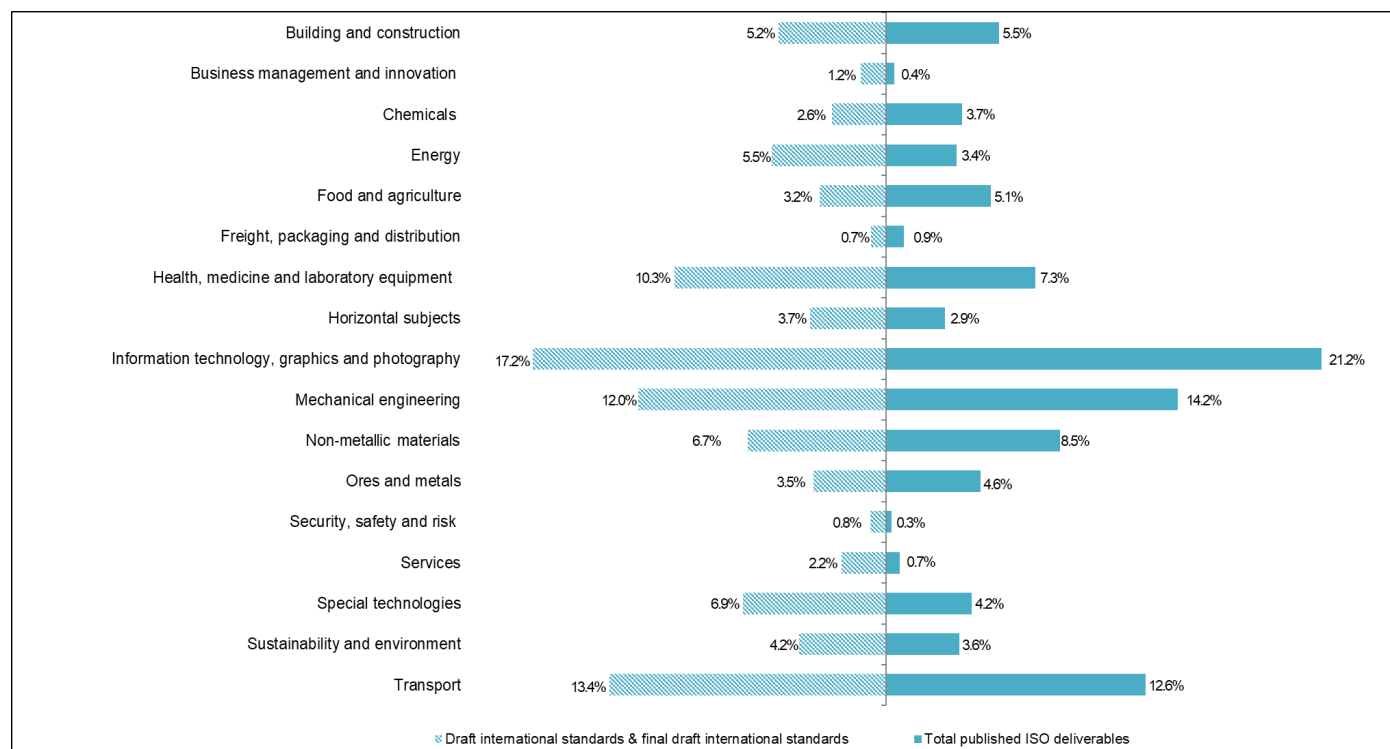
<sup>3</sup> Projects under TMB Group , Policy Development Committees (CASCO, COPOLCO & DEVCO) and External Organizations



## Portfolio of ISO standards and Draft International Standards by technical sector at the end of 2023

### Breakdown by technical sectors

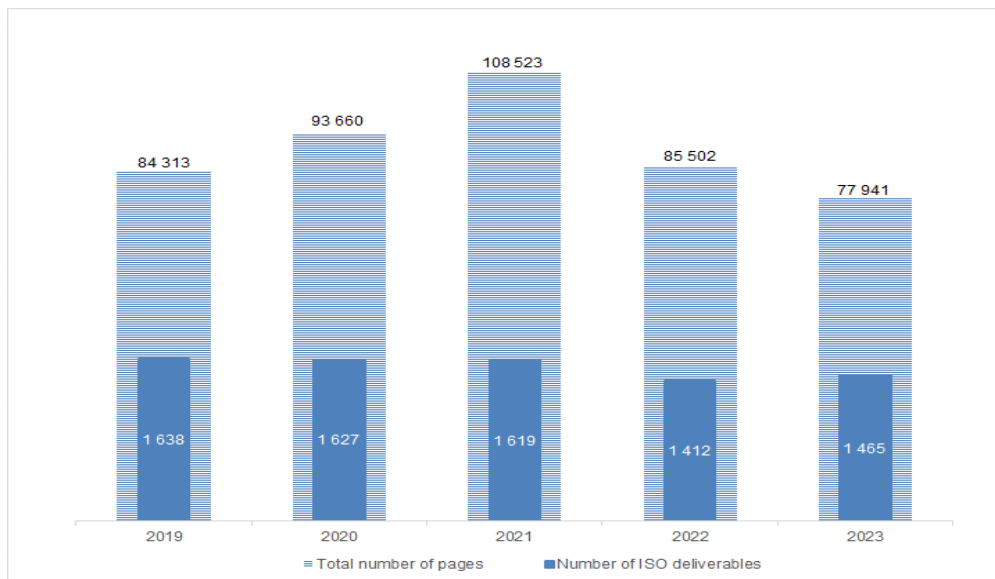
Technical sectors	Draft international standards & final draft international standards	%	Total published ISO deliverables	%
Building and construction	89	5.2%	1 386	5.5%
Business management and innovation	21	1.2%	101	0.4%
Chemicals	45	2.6%	933	3.7%
Energy	95	5.5%	863	3.4%
Food and agriculture	55	3.2%	1 285	5.1%
Freight, packaging and distribution	12	0.7%	219	0.9%
Health, medicine and laboratory equipment	176	10.3%	1 822	7.3%
Horizontal subjects	63	3.7%	719	2.9%
Information technology, graphics and photography	294	17.2%	5 320	21.2%
Mechanical engineering	206	12.0%	3 568	14.2%
Non-metallic materials	115	6.7%	2 125	8.5%
Ores and metals	60	3.5%	1 158	4.6%
Security, safety and risk	13	0.8%	68	0.3%
Services	37	2.2%	174	0.7%
Special technologies	119	6.9%	1 045	4.2%
Sustainability and environment	72	4.2%	901	3.6%
Transport	230	13.4%	3 172	12.6%
<i>Not assigned</i>	12	0.7%	252	1.0%
<b>Total</b>	<b>1 714</b>		<b>25 111</b>	



## ISO Data for Yearly production:

Number of ISO deliverables and total number of pages (2019-2023)

	Number of published ISO deliverables	Total number of pages
2019	1638	84 313
2020	1 627	93 660
2021	1 619	108 523
2022	1 412	85 502
2023	1 465	77 941



## ISO member bodies' contribution to the standards process

ISO Member	Number of secretariats at TC and SC level	Number of convenorships at WG/JWG level	ISO Member	Number of secretariats at TC and SC level	Number of convenorships at WG/JWG level
Algeria [IANOR]	0	1	Korea, Republic of [KATS]	22	117
Argentina [IRAM]	1	5	Luxembourg [ILNAS]	0	5
Australia [SA]	23	57	Malaysia [DSM]	3	9
Austria [ASI]	3	18	Mexico [DGN]	0	1
Belarus [BELST]	0	1	Netherlands [NEN]	9	63
Belgium [NBN]	5	21	New Zealand [NZSO]	0	5
Brazil [ABNT]	3	11	Norway [SN]	7	35
Canada [SCC]	18	89	Peru [INACAL]	0	1
Chile [INN]	0	2	Philippines [BPS]	0	3
China [SAC]	81	292	Poland [PKN]	2	1
Colombia [ICONTEC]	1	5	Portugal [IPQ]	1	6
Cyprus [CYS]	0	1	Qatar [QS]	0	1
Czech Republic [UNMZ]	0	4	Russian Federation [GOST R]	7	5
Denmark [DS]	5	19	Rwanda [RSB]	0	1
Egypt [EOS]	0	1	Saudi Arabia [SASO]	1	2
Estonia [EVS]	0	1	Senegal [ASN]	1	0
Finland [SFS]	2	15	Singapore [SSC]	0	3
France [AFNOR]	82	220	Slovenia [SIST]	0	1
Germany [DIN]	133	367	South Africa [SABS]	11	10
Iceland [IST]	0	2	Spain [UNE]	6	19
India [BIS]	11	18	Sweden [SIS]	26	48
Iran, Islamic Republic of [INSO]	5	17	Switzerland [SNV]	19	34
Ireland [NSAI]	0	6	Thailand [TISI]	0	5
Israel [SII]	3	16	Trinidad and Tobago [TTBS]	0	1
Italy [UNI]	23	57	Türkiye [TSE]	2	2
Jamaica [BSJ]	1	0	Uganda [UNBS]	1	2
Japan [JISC]	81	228	Ukraine [SE UkrNDNC]	1	1
Kazakhstan [CTRM]	0	1	United Kingdom [BSI]	75	229
Kenya [KEBS]	1	2	United States [ANSI]	93	416