

ISO in figures 2021

Members

167 national standards bodies, comprising

124 member bodies,

39 correspondent members,

4 subscriber members.

Technical committee structure

3 751 technical bodies, comprising

255 technical committees,

503 subcommittees,

2 896 working groups, Sub groups and

97 ad hoc study groups.

Staff

Technical secretariats

35 member bodies provide the administrative and technical services for the secretariats of committees of the ISO technical programme. These services involve a full-time staff equivalent to **500** persons.

Central Secretariat in Geneva

162.3 full-time staff from

28 countries coordinate the worldwide activities of ISO

Development of International Standards

Total at 31 December 2021

24 121 International Standards and standards-type documents.

These standards represented a total output of **1 174 186** pages in English and French (terminology is also often provided in other languages).

In 2021

1 619 International Standards and standards-type documents published.

This output represented a total of **108 523** pages for 2021.

Work in progress

1 619 new projects (work items) registered.

4 174 work items appeared on the programmes of work of the technical committees.

The breakdown was as follows:

1 405 work items at preparatory stage,

1 092 committee drafts,

1 677 Draft International Standards (DIS) and Final Draft International Standards (FDIS).

Meetings

41 technical meetings were in progress, on average, each working day of the year somewhere in the world.

7 183 technical virtual meetings, comprising

229 meetings of technical committees,

447 meetings of subcommittees,

6 507 meetings of working groups or ad hoc groups.

[] Due to COVID crisis 100% of meetings were held virtually*

Liaisons

808 international organizations were in liaison with ISO technical committees and subcommittees.

(Liaisons Category A & B)

Electronic access to technical information

Complete information on ISO's standardization activities (including the *ISO Memento* and the *ISO Catalogue*) is available from ISO Online, accessible on the Web at the following address:

www.iso.org.

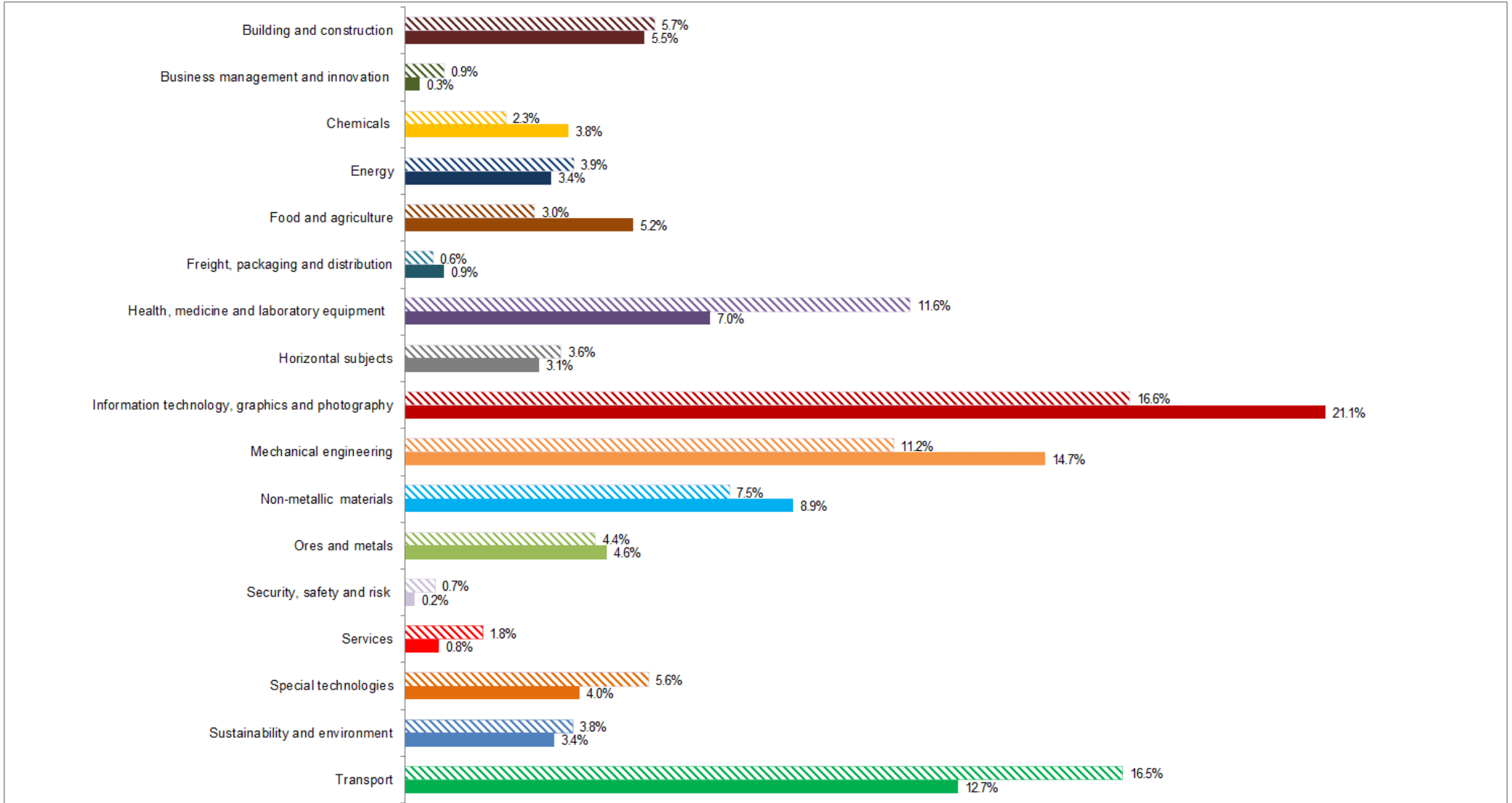
Portfolio of published ISO deliverables and work programme

breakdown by technical sectors

Technical Sectors ¹	New registered in 2021	%	Total active work items	%	New published ISO deliverables ²	%	Number of pages	Total published ISO deliverables	%	Total number of pages
Building and construction	58	3.6%	239	5.7%	107	6.6%	5 397	1 325	5.5%	58 132
Business management and innovation	17	1.1%	38	0.9%	23	1.4%	1 009	82	0.3%	4 927
Chemicals	65	4.0%	97	2.3%	38	2.3%	1 124	907	3.8%	22 571
Energy	65	4.0%	162	3.9%	59	3.6%	3 378	813	3.4%	35 452
Food and agriculture	45	2.8%	125	3.0%	67	4.1%	2 802	1 265	5.2%	37 592
Freight, packaging and distribution	12	0.7%	27	0.6%	6	0.4%	190	217	0.9%	6 059
Health, medicine and laboratory equipment	200	12.4%	484	11.6%	152	9.4%	10 862	1 692	7.0%	100 432
Horizontal subjects	46	2.8%	150	3.6%	41	2.5%	2 332	743	3.1%	37 738
Information technology, graphics and photography	290	17.9%	694	16.6%	316	19.5%	42 046	5 093	21.1%	391 094
Mechanical engineering	180	11.1%	468	11.2%	178	11.0%	11 998	3 545	14.7%	166 845
Non-metallic materials	144	8.9%	311	7.5%	151	9.3%	4 566	2 151	8.9%	58 181
Ores and metals	87	5.4%	183	4.4%	50	3.1%	1 698	1 116	4.6%	32 084
Security, safety and risk	8	0.5%	29	0.7%	9	0.6%	586	55	0.2%	3 318
Services	31	1.9%	75	1.8%	25	1.5%	1 140	187	0.8%	8 778
Special technologies	95	5.9%	233	5.6%	92	5.7%	4 102	965	4.0%	40 194
Sustainability and environment	44	2.7%	161	3.8%	48	3.0%	2 848	829	3.4%	43 271
Transport	224	13.8%	687	16.5%	252	15.6%	12 151	3 062	12.7%	122 180
<i>Others (under TMBG³)</i>	8	0.5%	12	0.3%	5	0.3%	294	74	0.3%	5338
Grand Total	1 619		4 174		1 619		108 523	24 121		1 174 186

¹ Based on the technical sectors established by the TMB (17 sectors)

² International Standards and all others document-type (like Technical Report, Technical Specifications, Publicly Available Specification, etc.)

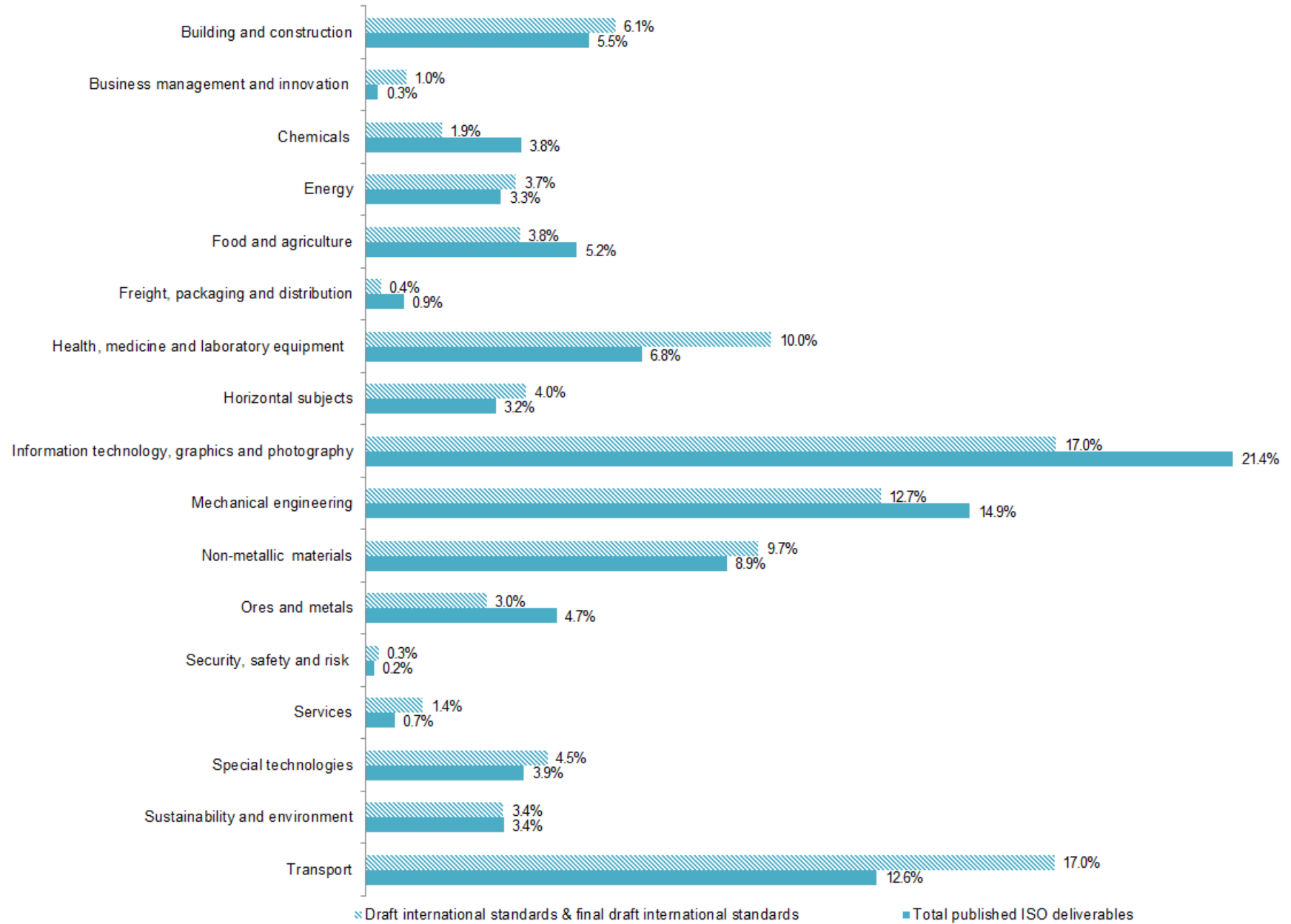


Portfolio of ISO standards and Draft International Standards

by technical sector at the end of 2021

Breakdown by technical sectors

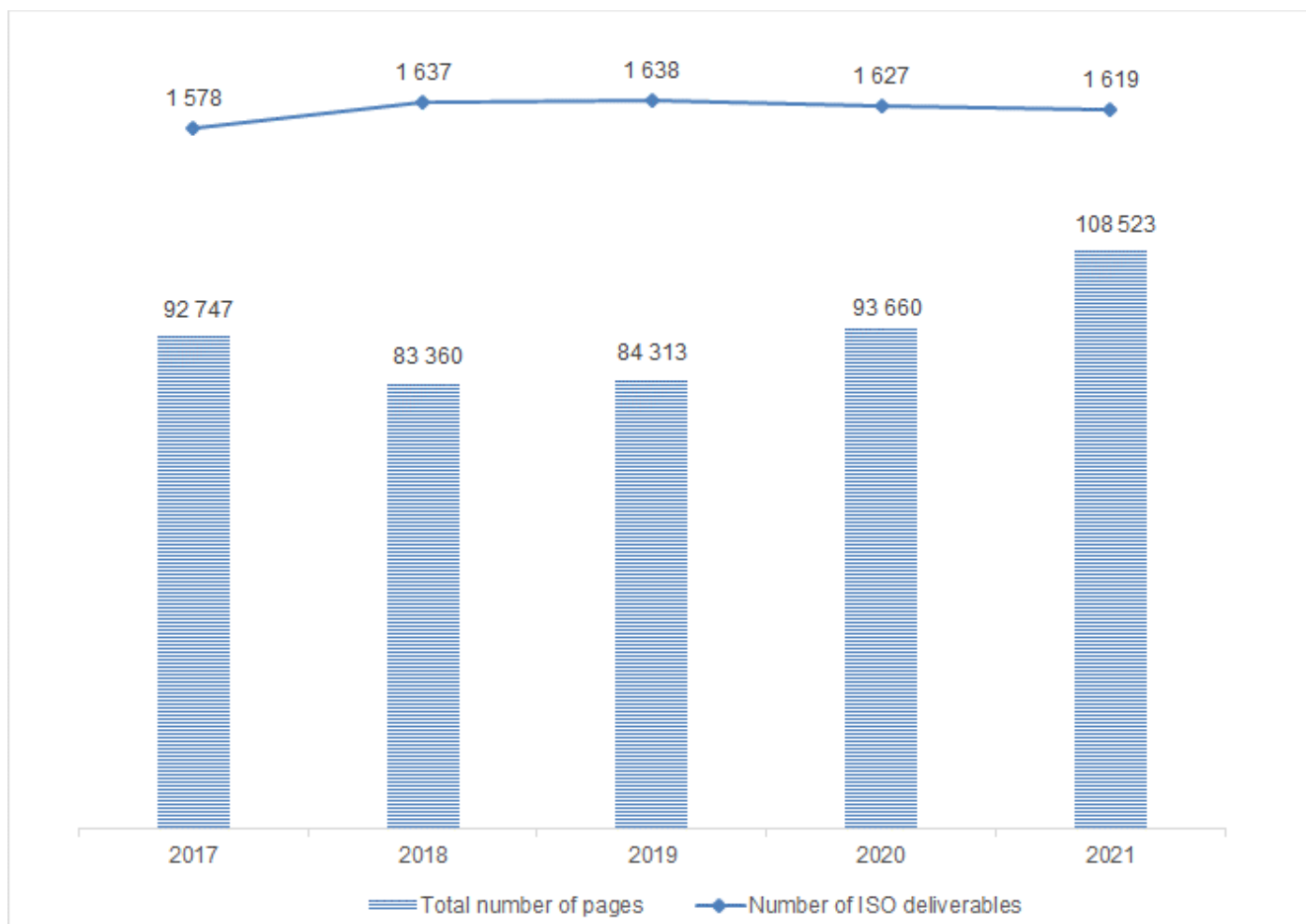
Technical sectors	Draft international standards & final draft international standards	%	Total published ISO deliverables	%
Building and construction	97	5.8%	1 325	5.5%
Business management and innovation	10	0.6%	82	0.3%
Chemicals	34	2.0%	907	3.8%
Energy	51	3.0%	813	3.4%
Food and agriculture	46	2.7%	1 265	5.2%
Freight, packaging and distribution	11	0.7%	217	0.9%
Health, medicine and laboratory equipment	191	11.4%	1 692	7.0%
Horizontal subjects	57	3.4%	743	3.1%
Information technology, graphics and photography	273	16.3%	5 093	21.1%
Mechanical engineering	218	13.0%	3 545	14.7%
Non-metallic materials	160	9.5%	2 151	8.9%
Ores and metals	74	4.4%	1 116	4.6%
Security, safety and risk	8	0.5%	55	0.2%
Services	25	1.5%	187	0.8%
Special technologies	90	5.4%	965	4.0%
Sustainability and environment	72	4.3%	829	3.5%
Transport	260	15.5%	3 062	12.7%
<i>Others (under TMBG)</i>			74	0.3%
Total	1 677		24 121	



ISO Data for Yearly production:

Number of ISO deliverables and total number of pages (2017-2021)

	Number of published ISO deliverables	Total number of pages
2017	1 578	92 747
2018	1 637	83 360
2019	1638	84 313
2020	1 627	93 660
2021	1 619	108 523



ISO member bodies' contribution to the standards process

ISO Member	Number of secretariats at TC and SC level	Number of convenorships at WG/JWG level	ISO Member	Number of secretariats at TC and SC level	Number of convenorships at WG/JWG level
Algeria [IANOR]	0	1	Japan [JISC]	80	223
Argentina [IRAM]	1	6	Kenya [KEBS]	1	2
Australia [SA]	23	56	Korea, Republic of [KATS]	21	104
Austria [ASI]	3	20	Luxembourg [ILNAS]	0	3
Belarus [BELST]	0	1	Malaysia [DSM]	3	7
Belgium [NBN]	5	20	Netherlands [NEN]	12	57
Brazil [ABNT]	3	11	New Zealand [NZSO]	0	4
Canada [SCC]	16	88	Norway [SN]	10	30
Chile [INN]	0	1	Philippines [BPS]	0	2
China [SAC]	71	226	Poland [PKN]	2	2
Colombia [ICONTEC]	1	0	Portugal [IPQ]	1	5
Czech Republic [UNMZ]	0	4	Qatar [QS]	0	2
Denmark [DS]	4	18	Russian Federation [GOST R]	7	7
Egypt [EOS]	0	2	Rwanda [RSB]	0	1
Estonia [EVS]	0	1	Singapore [SSC]	0	4
Finland [SFS]	2	10	Slovakia [UNMS SR]	0	1
France [AFNOR]	79	190	Slovenia [SIST]	0	1
Germany [DIN]	131	356	South Africa [SABS]	10	11
Ghana [GSA]	0	1	Spain [UNE]	6	21
Greece [NQIS ELOT]	0	1	Sweden [SIS]	25	59
Hong Kong Special Administrative Region of China [ITCHKSAR]	0	2	Switzerland [SNV]	20	29
Iceland [IST]	0	2	Thailand [TISI]	0	4
India [BIS]	11	13	Turkey [TSE]	2	2
Iran, Islamic Republic of [INSO]	4	20	Uganda [UNBS]	1	2
Ireland [NSAI]	0	6	Ukraine [DSTU]	1	1
Israel [SII]	3	15	United Kingdom [BSI]	77	217
Italy [UNI]	22	51	United States [ANSI]	98	421
Jamaica [BSJ]	1	0			